






STIFFY® with PE coating

Instructions for us with approx. figures

Ironing temperature, ironing time and ironing pressure depend on the fabric to be embroidered and its design. Temperature, time and the pressure should be high enough, and the ironing time should be long enough to ensure that the backing bonds slightly with the fabric for the embroidery process, but does not completely melt. **Please do some tests to find out the right temperature before beginning production.**

	<u>Device</u>	<u>Pressure</u>	<u>Time in sec.</u>	<u>Temperature</u>
Fine / medium knitted fabrics	flat-iron	slight	3 – 5	 up to 120° C
	ironing press	slight	2	 120°C
Heavy fabrics	flat-iron	slight	3 – 8	 120° - 160° C

The above mentioned values are in accordance to our experience and can vary slightly. In general, you can rely on these values, in order to get excellent results with our iron-on backings.

Attention: Please try to work with slight pressure, to avoid residues of glue after having torn away the backing.