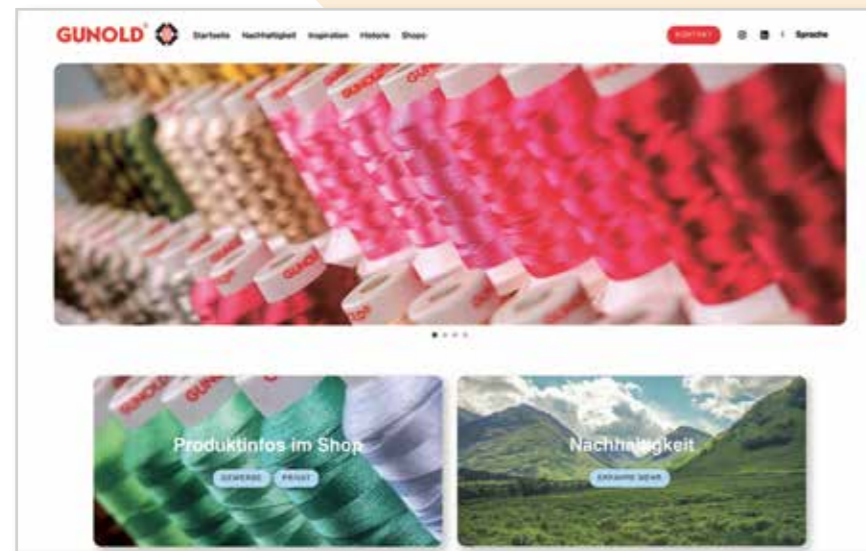


Accessories



Professional materials for high-quality embroidery results – tried and tested in the clothing, promotion and home textile industries. For more information visit our website www.gunold.de!



◆ Accessories

ACCESSORIES

Scissors, Oil Pen, Tool Kits



Little Helpers with Great Effect!

Most of the time just the little things will improve your productivity thus guaranteeing the high quality of your embroidery. The special range of scissors offers the ideal tool for the respective embroidery-whether used for intricate appliqués or for neat removal of jump stitches. The Tool Kit 1 includes scissors, a snipper, tweezers, a screwdriver and a seam ripper. Thread snarls in the hook can easily be removed with the Tool Kit 2. The pocket needle-point Oil Pen is great for that tiny part of your embroidery machine that needs to be oiled.

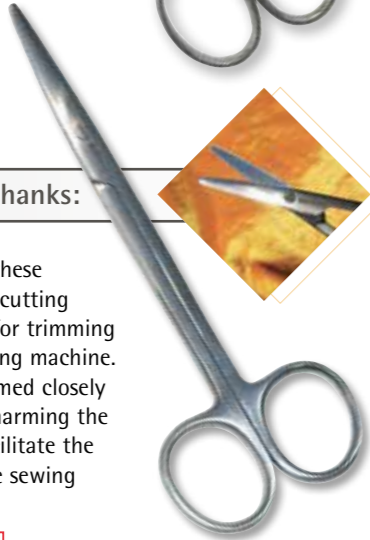


Accessories

Scissors – curved – wide blades:

Medium-sized appliqués can be handled effortlessly with this type of scissors. The curved blades let you easily follow curved seams ensuring neatly cut results.

Total length: 10,5 cm
Article no: 573

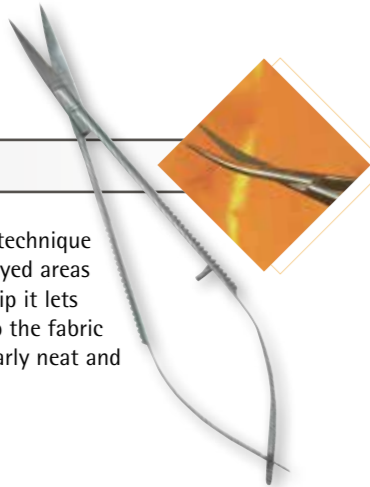



Scissors – curved – long shanks:

Due to their blunt, curved tips, these scissors are especially suited for cutting embroidery backings as well as for trimming appliqué fabric right at the sewing machine. Cut-away backings may be trimmed closely along the design edge without harming the fabric. The extra long shanks facilitate the cutting of the thread behind the sewing machine needle.

Scissors with long shanks

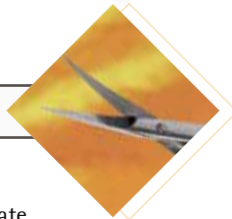

Total length: 14 cm
Article no: 571



Scissors – Snipper:

Thanks to the practical tweezer technique the Snipper cuts threads and frayed areas in a snap. With an ergonomic grip it lets you remove threads as closely to the fabric surface as needed – for particularly neat and professional results.

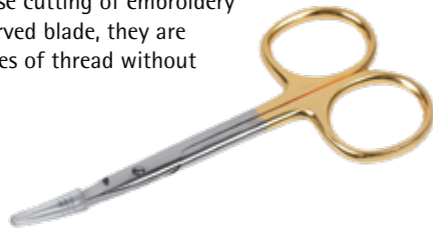
Total length: 11,5
Article no: 574



Scissors – gold:

These classic scissors are 10 cm long and have beautiful gold-plated handles. They have a delicate, needle-sharp tip for precise cutting of embroidery thread. With a slightly curved blade, they are perfect for cutting all types of thread without damaging the fabric.

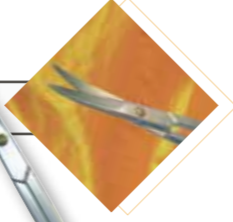
Material: stainless steel
Length: 10 cm
Weight: 23 g
Blade: single curved
Article no: 572



Scissors – curved – narrow blades:

Small, handy and with short curved blades this type of scissors is perfect for small appliqués and cutting off threads. Even the smallest cutouts can be dealt with precisely, thanks to its fine points.


Total length: 9 cm
Article no: 572



Scissors – straight:

Best cutting results on small appliqués with straight lines can be achieved with short, straight-type scissors. They're equally handy for removing thread ends and fraying threads accurately and in no time.


Total length: 9.5 cm
Article no: 575



Tweezers:

For delicate work in hard-to-reach areas. The angled shape of the tip makes it easy to grasp thread ends, dirt particles, etc.

Colour: red / Total length: 11.5 cm
Article no: 578



FILAINE Brush – wire brush:

Brush for roughening embroidery with FILAINE and COTTY 12 The surface becomes fluffy, fur-like.

- ◆ Wire brush
- ◆ Wooden handle

Overall length: 15 cm
Article no. 580



Tool Kit 1:

This indispensable repair and tool kit comes with narrow blade scissors, a snipper, a seam ripper, a screwdriver and tweezers. The black case fits in every purse and particularly comes in handy while on the go.

Length 16 cm / width 8 cm / weight 127g
Article no: 576



Tool Kit 2:

The Tool Kit 2 includes two clever instruments:

- ◆ A very sharp surgeon's knife with a long, narrow shaft
- ◆ A thread hook

Both tools come in a convenient, zippered case for safe storage.

Thread snarls in the hook are rare but can be a serious problem when forming a bird's nest underneath the garment. Sometimes it seems almost impossible to untangle these thread snarls without causing damage to your work piece.

How to use: Slightly lift the embroidery hoop with the framed work piece, and then use the knife to sever threads. Now the embroidery frame can be easily removed from your machine. Carefully remove any thread residues underneath the needle plate by guiding the hook between needle plate and bobbin thread case.

Length 26 cm / width 7 cm / weight 162g
Article no: 586



Replacement blades for knife:

- Incl. 1 replacement blade in the kit
 - Further replacement blades available in packs of 2;
- Article no: 586-Blades



Thread stockings:

Thread stockings hold the thread in place while it is on the spool during embroidery.

ADVANTAGE: no uncontrolled slipping of the thread from the cone, no twisting, no thread breakage..

- ◆ Stockings for Miniking Conen (1,000 m) in box of 50 pcs. with removal opening
Article no: 3001069
- ◆ Stockings for Miniking Conen (5,000 m) in box of 50 pcs. with removal opening
Article no: 3001071



Oil Pen:

For lubricating those hard to reach parts of your embroidery machine. Needle bar, thread take-up lever or hook need to be lubricated regularly. The Oil Pen needle allows you to pinpoint the spot you want to lubricate.

Filling quantity: 12 ml / 0.4 fl.oz.
Length: 13 cm / diameter: 1,2 cm / weight: 13g
Article no: 598



Oil Refill:

For easy refilling of the Oil Pen.

Filling quantity: 50 ml / 1,75 fl.oz.
Article no: 597



- ◆ Dispatch and packing size: Individual packing